

REMOTE CONTROL 遙控服務

訂閱/ 相關說明/ 啟用和使用

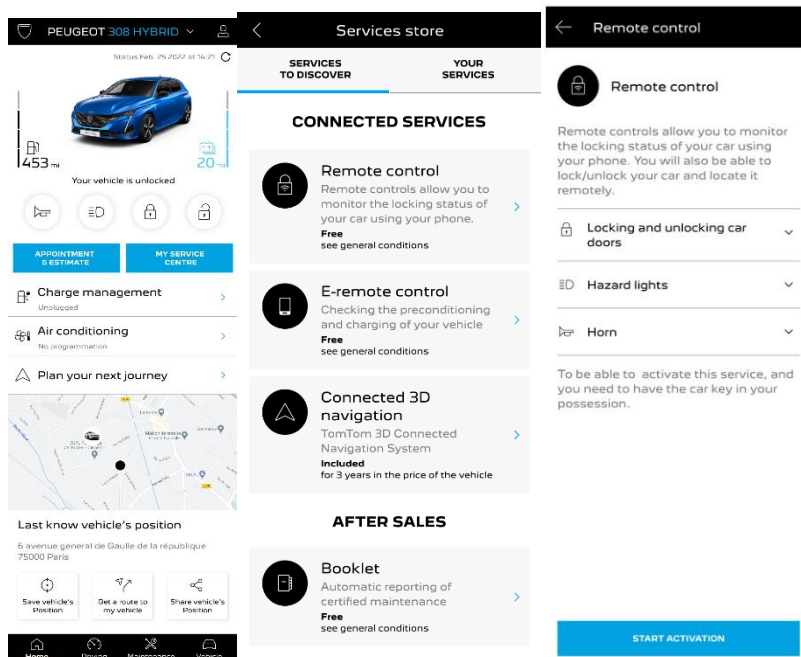
本使用說明將依序解釋有關啟用您愛車的 Remote Control 遙控服務的各項步驟。

在使用 Remote Control 之前，您必須先安裝 MyPEUGEOT APP 並在註冊帳號後，輸入您的愛車資訊。

若您的智慧型電話內還沒安裝 MyPEUGEOT APP，請先透過 Apple App Store 或 Google Play Store 搜尋並下載與安裝。



開啟 MyPEUGEOT APP，請先造訪 Services store (服務商店)，選擇“探索”來開啟 Remote Control 遙控服務，點選“START ACTIVATION” (開始啟動) 接著繼續相關步驟來啟用新服務。




您將會被導回服務啟動頁面，您可以在此瀏覽 Remote Control 能帶給您的好處，接著往下滑並按下“GET”按鈕繼續啟動此服務。

開通 Remote Control 之前請詳讀並接受服務條款，在儲存您的偏好設定後，只需點選“CONTINUE TO MYPEUGEOT”來透過 APP 開始啟用程序。

只需您幾分鐘操作 3 個步驟，最後就可以開始享受您的 Remote Control 遙控服務。首先請閱讀並接受服務條款，然後開始啟動。

The screenshot shows a mobile application interface for the MyPEUGEOT account certification process. At the top, there is a back arrow and the text "MyPEUGEOT account certif...". Below this is the title "MyPEUGEOT account certification process". A paragraph explains that to control the vehicle remotely, the user must complete a ten-minute process in three steps. It also notes that the process can be paused and resumed later. The three steps are listed vertically, each with a blue circle icon: 1. Define a trusted phone number, 2. Set a MyPEUGEOT safety code, and 3. Secured bluetooth connection (To do in the vehicle). At the bottom, there is a checked checkbox for "I agree to the terms and conditions of use" and a blue "START" button.

1. 輸入您的電話號碼，接著收到短訊後，輸入該驗證碼



Define a trusted phone number

This telephone number will allow us to identify you in a secure way. It will be useful to ask you for confirmation of any secured operation.

Enter your trusted telephone number.

Country

Select ▾

Phone number

-

We have send you a 6-digit code by SMS. Please fill it in here to confirm your trusted phone number.

Received code

-

[Re-send me the code >](#)

START

CONTINUE


CONTINUE

We have send you a 6-digit code by SMS. Please fill it in here to confirm your trusted phone number.

Received code

123455 ✓

[Re-send me the code >](#)



Your trusted phone number is defined!

CONTINUE

CONTINUE

CONTINUE

1	2 <small>ABC</small>	3 <small>DEF</small>
4 <small>GHI</small>	5 <small>JKL</small>	6 <small>MNO</small>
7 <small>PQRS</small>	8 <small>TUV</small>	9 <small>WXYZ</small>
0		✕

2. 設定屬於您個人的 4 位數字密碼

若開始此步驟，首先您會透過 SMS 簡訊收到一組臨時密碼，請先輸入臨時密碼，然後再輸入用於註冊帳號的電話號碼，接著輸入想要的密碼，此密碼可讓您安全的遙控車輛。

MyPEUGEOT account certification process

To be able to control your vehicle remotely from your smartphone, you must complete this ten-minutes path in three steps.

You can stop it at any time and resume later.

START

Close MyPEUGEOT safety code

Set a MyPEUGEOT safety code

This code, specific to your MyPEUGEOT account, enables us to authenticate you. Note it will be regularly requested to ensure that it is indeed you who are using the application.

START

Close MyPEUGEOT safety code

We have send you a 9-digit code by SMS. You need to fill it to then set your safety code.

Received code

-

[Re-send me the code >](#)

CONTINUE

MyPEUGEOT safety code

We have send you a 9-digit code by SMS. You need to fill it to then set your safety code.

Received code

123455 ✓

[Re-send me the code >](#)

Define a 4-digit safety code easy to

CONTINUE

Close MyPEUGEOT safety code

Define a 4-digit safety code to interact with your car from your smartphone.

Set the safety code

123455 ✓

Confirm

123455 ✓

CONTINUE

Close MyPEUGEOT safety code

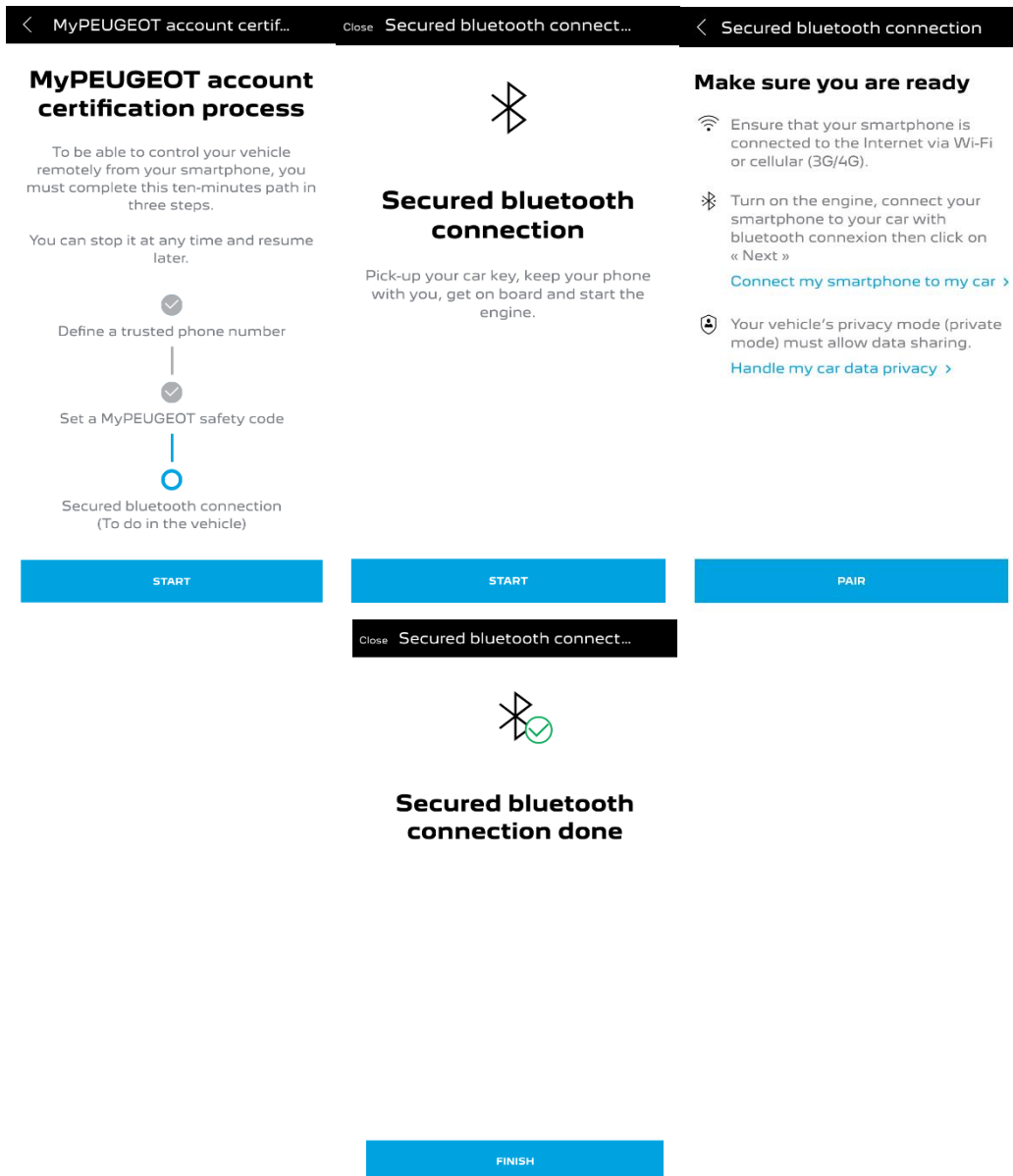
MyPeugeot safety code typed

You can now use this vehicle with you own smartphone.

START

1	2 ABC	3 DEF	1	2 ABC	3 DEF
4 GHI	5 JKL	6 MNO	4 GHI	5 JKL	6 MNO
7 PQRS	8 TUV	9 WXYZ	7 PQRS	8 TUV	9 WXYZ
0		⌫	0		⌫

- 透過藍牙連線功能，將智慧型電話與車輛連接。前往您的愛車，啟動引擎，開啟電話端的藍牙功能，然後點選配對來開啟程序。



現在 Remote Control 遙控服務已啟用：可能會要求您更新車輛設備軟體，以讓您在充分享受所有功能並遠程管理愛車。

如何使用您的 REMOTE CONTROL:

當您為愛車啟用 Remote Control 遙控服務後，您可以觀察車輛鎖定狀態，上鎖或解鎖車輛、點亮車外照明或按鳴喇叭。

若要遙控控制您的愛車，只需點開 MyPEUGEOT APP，然後選擇任何一個想用的功能，並稍後幾秒待命令被執行。

請記住，每七日會需要由您輸入密碼，來確保系統的可用性。

PEUGEOT 308 HYBRID

Your vehicle has been locked

453 mi | 20 mi

Your vehicle is locked

PEUGEOT 308 HYBRID

Status Feb. 25 2022 at 14:21

453 mi | 20 mi

Your vehicle is unlocked

PEUGEOT 308 HYBRID

Status Feb. 25 2022 at 14:21

453 mi | 20 mi

Your vehicle is unlocked

APPOINTMENT & ESTIMATE

MY SERVICE CENTRE

Charge management
Unplugged

Air conditioning
No programming

Plan your next journey

APPOINTMENT & ESTIMATE

MY SERVICE CENTRE

Charge management
Unplugged

Air conditioning
No programming

Plan your next journey

APPOINTMENT & ESTIMATE

MY SERVICE CENTRE

Charge management
Unplugged

Air conditioning
No programming

Plan your next journey

Last know vehicle's position

6 avenue general de Gaulle de la république
75000 Paris

Save vehicle's Position | Get a route to my vehicle | Share vehicle's Position

Last know vehicle's position

6 avenue general de Gaulle de la république
75000 Paris

Save vehicle's Position | Get a route to my vehicle | Share vehicle's Position

Last know vehicle's position

6 avenue general de Gaulle de la république
75000 Paris

Save vehicle's Position | Get a route to my vehicle | Share vehicle's Position

Home | Driving | Maintenance | Vehicle

Home | Driving | Maintenance | Vehicle

Home | Driving | Maintenance | Vehicle